

Analogue amplifier PCB or DIN-rail mounting Model EZE10

WIKA data sheet AC 50.02

Applications

- Industrial weighing technology
- Machine building and plant construction
- Manufacturing automation

Special features

- Good linearity
- Voltage and current output
- Compact design
- Optional, continuous adjustment of zero point and full scale
- Optional with adapter board for DIN-rail mounting



Analogue amplifier, model EZE10

Description

The model EZE10 amplifier is used to adapt the output signal of strain gauge force transducers to digital displays or to a downstream controller.

Via the integrated connector strip, the amplifier can be plugged onto a printed circuit board. For mounting in a control cabinet, an optional adapter board for DIN-rail mounting in accordance with DIN EN 50022 is available. All strain gauge force transducers that can be operated with a DC voltage can be connected.

The measuring range and any existing preload (tare) can be adjusted locally via DIP switches. A finely trimmed signal is usually not necessary for PLCs. The supply voltage of DC 12 ... 24 V ensures the direct connection to PLCs.

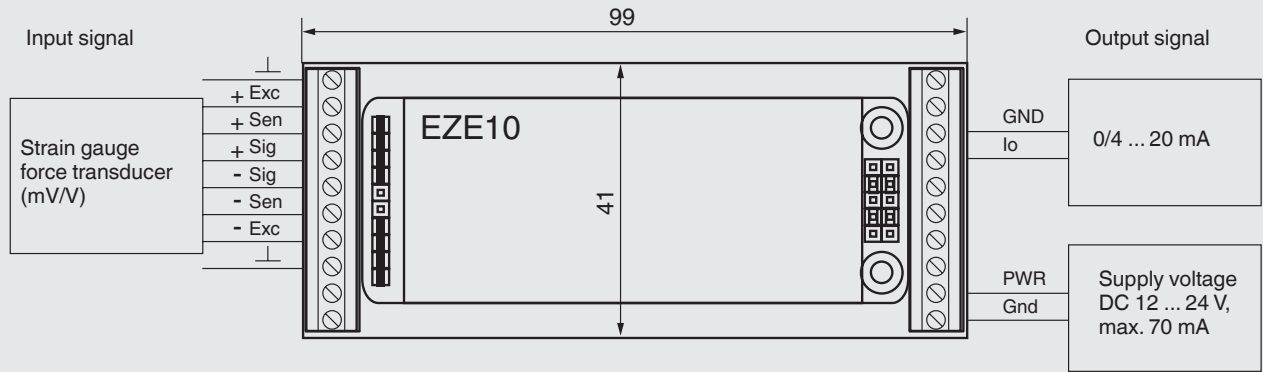
Optionally, the available adapter board can also be delivered with potentiometers for fine trimming. Interfering signals can be reduced with the low-pass filter on the input.

Specifications

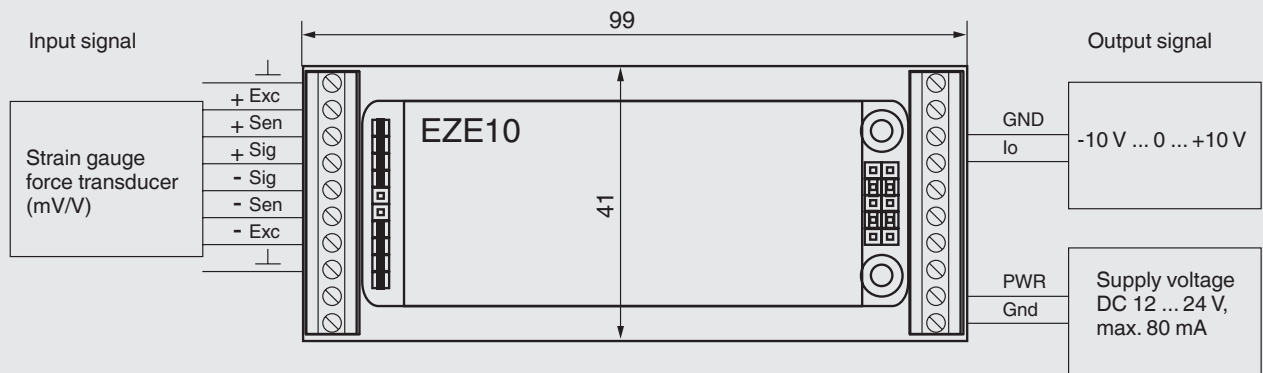
	Model EZE10X005	Model EZE10X006
Version	DC ± 10 V	0/4 ... 20 mA
Output signal	DC ± 10 V, 3-wire	0/4 ... 20 mA, 3-wire
Load	> 500 Ω	< 500 Ω
Input signal	Resistance thermometry bridge, 4- or 6-wire	
Bridge resistance	200 ... 2,000 Ω	250 ... 2,000 Ω
Measuring range	-3.2 ... +3.2 mV/V	-0.2 ... +2.3 mV/V
Sensor supply	DC 10 V, max. 50 mA	DC 10 V, max. 40 mA
Linearity	< 0.01 %	
Setting	Setting possible via DIP switches Option: Ability for continuous adjustment with the adapter board	
Zero point	-0.7 ... +0.7 mV/V in 1-mV/V increments	0 ... 1.5 mV/V in 0.1-mV/V increments
Selectable full scales	<ul style="list-style-type: none"> ■ 3.20 mV/V ■ 2.80 mV/V ■ 2.40 mV/V ■ 2.00 mV/V ■ 1.60 mV/V ■ 1.20 mV/V ■ 0.80 mV/V ■ 0.40 mV/V 	<ul style="list-style-type: none"> ■ 2.00 mV/V ■ 1.00 mV/V ■ 0.67 mV/V ■ 0.50 mV/V ■ 0.40 mV/V ■ 0.33 mV/V ■ 0.29 mV/V ■ 0.25 mV/V
Temperature effect on the characteristic value TK_c	0.05 % / 10 K	
Temperature effect on the zero signal TK_0	0.05 % / 10 K	
Rated temperature range	-10 ... +40 °C	
Storage temperature range	-20 ... +50 °C	
Supply voltage	DC 12 ... 24 V	
Current supply	max. 70 mA	max. 80 mA
Limit frequency	selectable via DIP switches	
	-	0.3 Hz
	3.3 Hz	3.3 Hz
	33 Hz	33 Hz
	330 Hz	-
	3,300 Hz	-
Ingress protection	IP40 Option: IP65 with additional case	
Weight	approx. 26 g approx. 50 g incl. adapter board	

Dimensions in mm

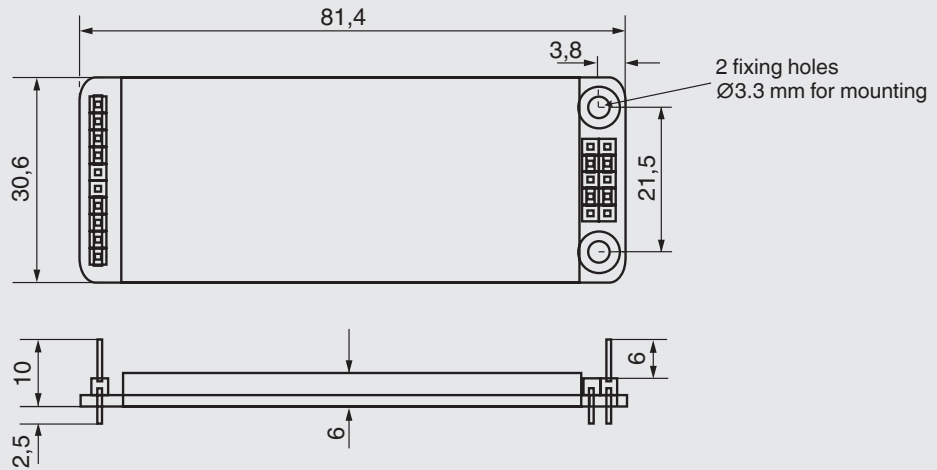
EZE10X005 amplifier with optional adapter board



EZE10X006 amplifier with optional adapter board



Adapter board



© 10/2019 WIKA Alexander Wiegand SE & Co. KG, all rights reserved.
 The specifications given in this document represent the state of engineering at the time of publishing.
 We reserve the right to make modifications to the specifications and materials.

